

50" PROFESSIONAL MONITOR



24/7 Usage



Wide Viewing Angle



LED Backlight Technology



Portrait or Landscape



Serial Remote Control



Automatic Tiling Functionality



Multiple AV Inputs



Ambient Light Sensor



Integrated Speakers



Super Slim Profile



Plug and Play Media Player



Eco-Friendly Power Timer



Full High Definition 1080p




Temperature Control



Commercial Grade

LED BACKLIGHT TECHNOLOGY

Thanks to their LED backlight these displays offer improved brightness and contrast as well as drastically improving their lifespan and reducing their power consumption. Unlike other forms of light this technology is mercury free; making it even more eco-friendly.



COMMERCIAL GRADE PANEL AND COMPONENTS

Fitted with a commercial grade panel, with a lifespan of 50,000 hours, and using high quality components ensures that the displays can be in constant use 24/7.

AMBIENT LIGHT SENSOR

This automatically adjusts the brightness of your displays as light changes in their environment so your images are always crystal-clear. This helps reduce power consumption, running cost and optimises readability.



BUILT-IN MEDIA PLAYER

As well as having a range of AV inputs, these displays also have a built-in HD media player allowing you to run content directly from a USB drive. Load your pictures and videos onto a USB memory stick then insert it into the display, the screen will then start playing the pictures and videos in a continuous loop.

50" PROFESSIONAL MONITOR

BUILT-IN VIDEO MATRIX PROCESSOR

These displays can be used individually or as part of a tiled video wall. As a video wall, the units can tile the video signal automatically thanks to their built-in video matrix processor. This means the video wall can have any configuration without any additional hardware.



BUILT-IN SPEAKERS

The displays have two integrated slimline speakers for applications that involve an audio element.

SMART TEMPERATURE CONTROL SYSTEM

The internal air-conditioning system allows the screens to be in constant use. Internal fans keep their panels and other internal components at the optimum working temperature; ensuring a long and reliable life for your screens.

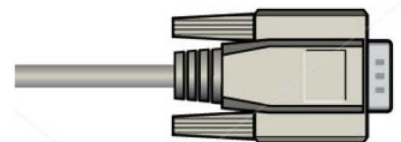


ENVIRONMENTALLY FRIENDLY POWER TIMER

This allows for reduced power usage by automatically powering off in hours that the displays are not required. You can set daily On/Off times for your displays.

RS-232 SERIAL REMOTE CONTROL


Once your screens are connected via RS-232 you can control, scale and customise all of your displays remotely over short and long distances.



Audiovisual inputs and AC power input

50" PROFESSIONAL MONITOR

DRAWINGS:



FULL SPECIFICATION:

50" Professional Monitor	
Display Size	50 Inch
Resolution	1920x1080
Display Area (mm)	1097.5x618
Pixel Pitch	0.808x0.808
Unit Size (WxHxD mm)	1139.5x660x55.6
Package Size (WxHxD mm)	1334x840x190
VESA Holes (mm)	400x400 400x500
Net Weight (kg)	27
Gross Weight (kg)	31
Brightness (cd/m ²)	300
Colour	16.7M
Viewing Angle	178°
Contrast Ratio	4000:1
Power Consumption (W)	95
Input Voltage	AC110~240V(50Hz~60Hz)
Working Temperature	0 °C to 50 °C
Media Formats	Video (MPG, AVI, MP4), Audio (MP3, WMA), Image (JPG, BMP, PNG)
AV Signal Inputs	HDMI, VGA, Audio Socket (3.5mm)
Audio	2x2W, 4Ω
Lifespan (hours)	50,000
Accessories	Remote Control, User Manual, Power Lead